

You can Sign in and get started with Microsoft Teams in many ways


IMPORTANT: always sign in using your Limestone full email address (username@limestone.on.ca) and password. Do not Join as a guest.

- Sign in and get started from:
 - [Limestone Chromebook](#) | [Limestone iPad](#)
 - [Personal Chromebook](#) | [Personal iPad](#)
 - [Windows or Mac](#) (Limestone or Personal)

- Learn how to use Microsoft Teams
 - [Get to know Teams with an Interactive video](#) (9:07)
 - [Teams Basics Guided Tour](#)
 - [Getting Started with Teams](#) (pdf guide)

Chromebook (Limestone)

1. **Sign into the Chromebook** with your Limestone full email address (username@limestone.on.ca) and password.
2. The **myapplications** web page will automatically open.
3. **Open Microsoft Teams** to view a Classroom or meeting.
4. Next Steps...View: guide: How to [join a Microsoft Teams Meeting](#)




iPad (Limestone)

1. **Open Microsoft Teams** to view a Classroom or meeting. Sign in with your Limestone full email address (username@limestone.on.ca) and password.
2. Next Steps...View: guide: How to [join a Microsoft Teams Meeting](#)


The Teams app should already be installed on a school iPad. If not, email the "Model and Serial Number" to LearningAtHome@limestone.on.ca or call 613-417-3559. How to [locate the iPad "Model and Serial" Number](#)?

If you need the Teams app immediately, you can install the app from the Limestone [SM Meraki MDM store](#) (not from the App store).



Chromebook (Personal)

1. Visit <https://www.limestone.on.ca>
2. Select **Minds Online** (<https://ldsb.elearningontario.ca/d2l/home>) located halfway down the page. Sign in with your Limestone full email address (username@limestone.on.ca) and password.
3. Select **Office 365**.
4. Open **O365 Teams** to view a Classroom or meeting. You might need to sign in with your Limestone full email address (username@limestone.on.ca) and password again.
5. Next Steps...View: guide: How to View: guide: View: guide: How to [join a Microsoft Teams Meeting](#)



iPad (Personal)

1. From the App Store search and install Microsoft Teams.
2. Tap to open Microsoft Teams and sign in with your Limestone full email address (username@limestone.on.ca) and password.
3. View: guide: How to [join a Microsoft Teams Meeting](#)



Windows or Mac device

1. Download [Teams for work or school](#)
2. Once you have installed Microsoft Teams, open Microsoft Teams and sign in with your Limestone full email address (username@limestone.on.ca) and password.
3. View: guide: How to [join a Microsoft Teams Meeting](#)



Teams for work or school

Download Teams

<https://teams.microsoft.com/>